

TECHNICAL INFORMATION 技術資料

KB-3151 S

KB-3151 S 是針對使用高密度自動插件、晶片零件表面粘著技術等精密線路板之需求而開發的紙基酚醛樹脂銅面積層板。具有優異的耐銀遷移性和在潮濕環境下的電氣性能。

KB-3151 S is a paper based phenolic resin copper clad laminate, Suitable for automatic component insertion, high density assembly and surface mounting. It has remarkable anti-silver migration and superior electric properties under moisture condition.

Type 型號	Grade 級別	Construction 組成
KB-3151S	ANSI (NEMA) FR-1 JIS PP7F	紙、酚醛樹脂、銅箔 Paper, Phenolic resin, Copper foil

Features 特點

- 耐銀遷移性優異
Remarkable anti-silver migration
- 在潮濕環境下的電氣性能優良
Superior electric properties under moisture condition
- 適用於銀漿通孔雙面線路板
Suitable for double side application by silver through hole
- 適合之沖孔溫度為室溫 ~ 70°C
Suitable for punching at ambient ~ 70°C
- 彎曲度、扭曲度小且穩定
Warp and twist are small and stable
- 可滿足回流焊無鉛焊錫
Excellent heat resistance in the re-flow process with lead-free solder

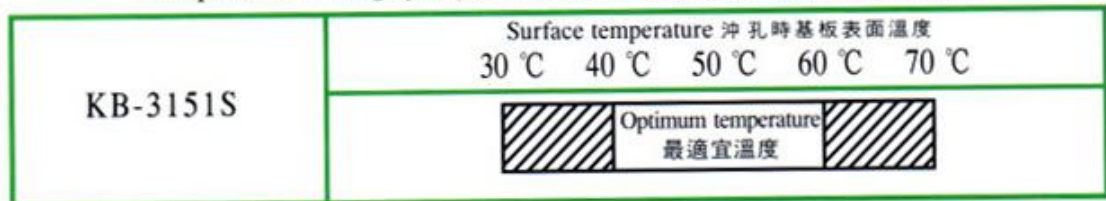
Standard Configuration 標準數據

- Thickness 厚度 : 0.6 mm - 2.0mm
- Copper Cladding 銅箔厚度 : 18 μm, 35 μm, 70 μm
- Regular Size(mm) 常規尺寸 : 1020X1020, 1020X1220
- Other Size 其他尺寸 : As specified by customers

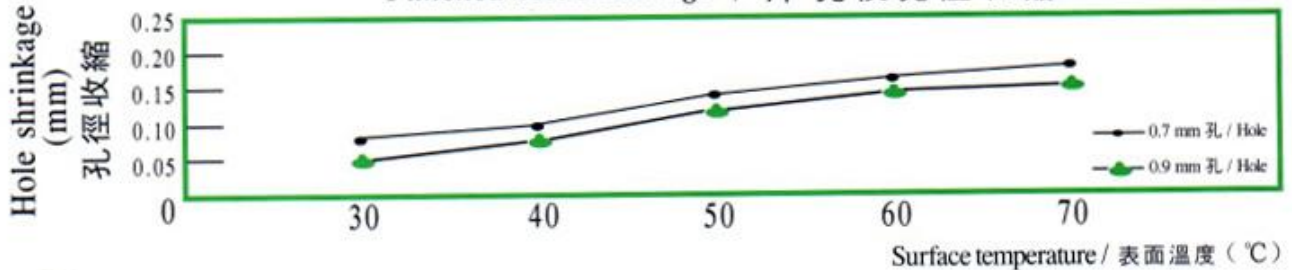
TECHNICAL INFORMATION 技術資料

KB-3151 S

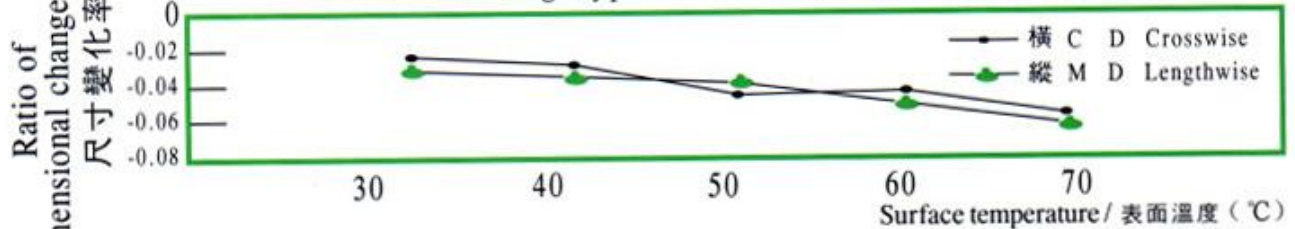
Temperature range for punching / 適合沖孔溫度範圍



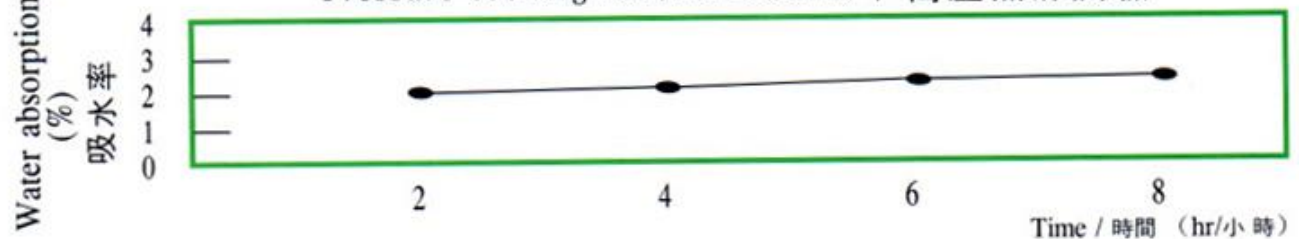
Punched hole shrinkage / 沖孔後孔徑收縮



Dimensional change of punched PCB / 沖孔後之尺寸變化

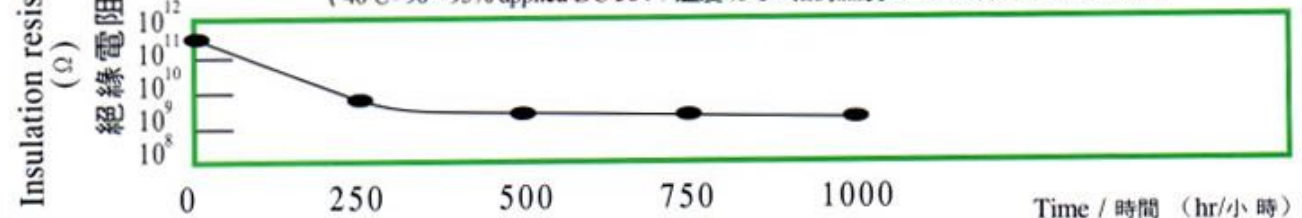


Pressure cooking test (121°C 2atm) / 高壓煮沸試驗



Superior anti-silver migration / 耐銀遷移性優良

(40°C, 90~95% applied DC 50V / 溫度40°C、相對濕度90~95%條件下加DC50V)

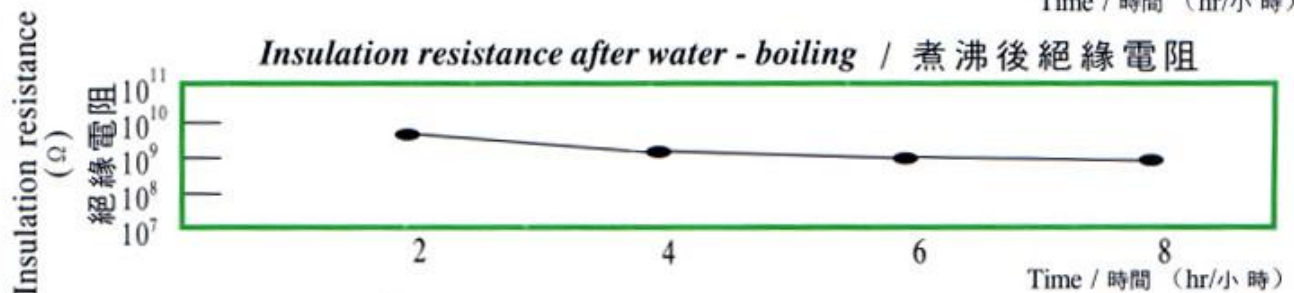
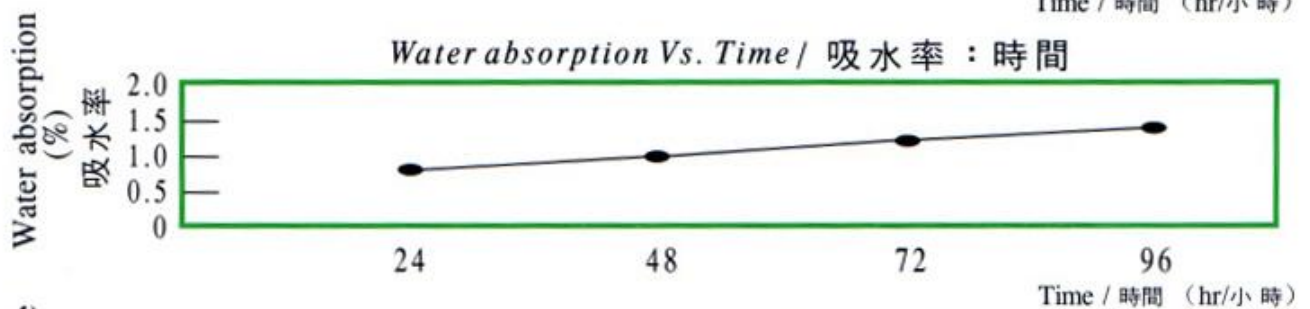
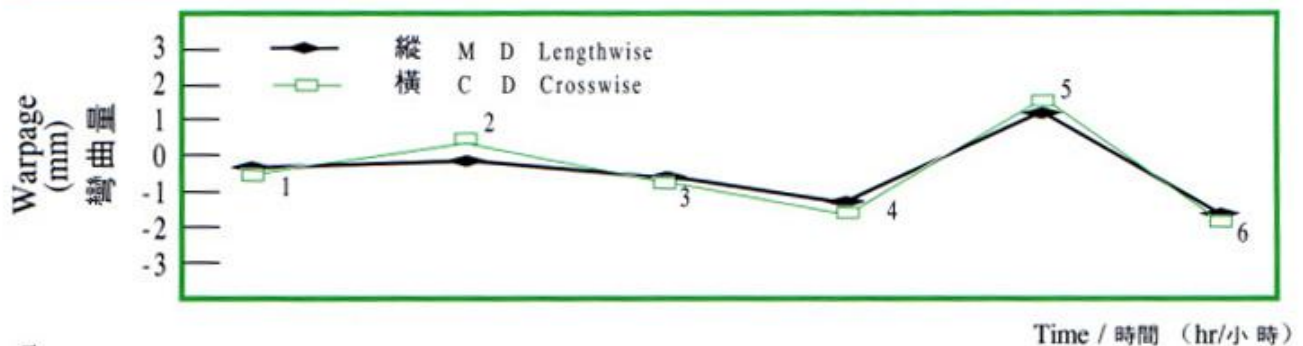


TECHNICAL INFORMATION 技術資料

KB-3151 S

Warpage of PCB during processing / 印製電路板加工時彎曲度
(Thickness 1.6 mm single side / 1.6mm 厚度單面)

Type 型號	PCB 工藝 Processes	序號 NO.	Warpage 彎曲量 (mm)	
			Lengthwise 縱向	Crosswise 橫向
KB-3151 S (400 x 320 x 1.6mm)	Feeding 投入	1	-0.4	-0.5
	于 130 °C 加熱 90 秒 Heating at 130 °C for 90 sec.	2	-0.2	0.5
	蝕刻、洗滌、乾燥 Etching, Rinsing, Drying	3	-0.8	-0.6
	于 200 °C 加熱 30 秒 Heating at 200 °C for 30 sec.	4	-1.3	-1.5
	于 50 °C 沖孔 Punching at 50 °C	5	1.2	1.5
	于 260 °C 焊錫 5 秒 Soldering at 260 °C for 5 sec	6	-1.7	-2.0



TECHNICAL INFORMATION 技術資料

KB-3151 S

General Properties 一般特性

Test Item 測試項目	Unit 單位	Condition 處理條件	Testing Method 測試方法	Typical Value 典型值
Solder Resistance (260°C) 耐浸焊性	Sec/秒	A	JIS C 6481	20 ~ 40
Heat Resistance 耐熱性	—	150°C 30min	JIS C 6481	No Change 無異常
Peel Strength (Copper Foil 35 μm) 銅箔剝離強度 (35 μm 銅箔)	Kgf/cm	A 260°C 10 Sec	JIS C 6481	1.8 ~ 2.0 1.8 ~ 2.0
Flexural Strength 屈曲強度	Lengthwise 縱向	A	JIS C 6481	14 ~ 16
	Crosswise 橫向			13 ~ 14
Volume Resistivity 體積阻抗系數	Ω.cm	C-96/20/65 C-96/20/65+C-96/40/90	JIS C 6481	$1 \times 10^{12} \sim 10^4$ $1 \times 10^{12} \sim 10^3$
Surface Resistance 表面抗阻	Adhesive Side 黏接劑面	C-96/20/65 C-96/20/65+C-96/40/90	JIS C 6481	$1 \times 10^{12} \sim 10^3$ $1 \times 10^{10} \sim 10^1$
	Laminate Side 積層板面			$1 \times 10^{12} \sim 10^3$ $1 \times 10^{10} \sim 10^1$
Insulation Resistance 絕緣抗阻	Ω	C-96/20/65 C-96/20/65+D-2/100	JIS C 6481	$1 \times 10^{12} \sim 10^3$ $1 \times 10^{10} \sim 10^1$
Chemical Resistance 耐化學性	—	3%NaOH 40°C 3 min 在 40°C 的氫氧化鈉內浸 3分鐘	JIS C 6481	No Change 無異常
		Boiled in trichloroethylene for 3 min 三氯乙烯中煮沸3分鐘		No Change 無異常
Water Absorption 吸水率	%	E-24/50+D-24/23	JIS C 6481	0.6 ~ 0.8
Flammability 阻燃性	Sec/秒	A	UL 94	Avg / 平均 3.0 Max / 最大 8.0
Dielectric Constant (1 MHz) 介電常數 (1 MHz)	—	C-96/20/65 C-96/20/65+D-48/50	JIS C 6481	4.0 ~ 5.0 4.5 ~ 5.5
Dissipation Factor 介質損耗因數	—	C-96/20/65 C-96/20/65+D-48/50	JIS C 6481	0.025 ~ 0.035 0.035 ~ 0.045
CTI Value CTI 值	V/伏	0.1%NH ₄ Cl	UL746A	250
Punching Temperature 沖孔溫度	°C	A	KB-QA-007	Ambient ~ 70 室溫 ~ 70

Remarks: Typical values for reference only

註：典型值只作參考